

# FINISHING TOUCHES

Design with Veronica Sanders  
December 2019 - Issue 1 - Vol. 1

Detailed  
Tips  
Inside!

**Wall Art**  
We got that  
covered in  
this issue.

**Rugs & Runners**  
How to select  
the perfect  
sized area rug.

**Stylin' and  
Profilin'**  
Grouping  
accessories to  
help fill any  
space.

**Home Decor**  
A guide to complete any room.

Sherwin-Williams  
HGTV Home by Sherwin-Williams Infinity brand has  
paint and primer in one, making painting easier.

# Fresh Coat of Paint

## Choosing a Color Palette

Choosing a color palette can be a difficult decision, but it doesn't have to be. You just have to know where to start. There's a simple recipe to choosing the perfect color palette to have a room you'll love:

- Start with something you love
- Select a dark neutral color
- Select a pop of color
- Select a warm neutral
- Select a complementary color

Start with something you love such as a painting, an area rug, a furniture piece, or even a vase. The possibilities of color inspiration are endless. From that piece, select two colors. One is typically a dark neutral like a charcoal gray, deep gold, navy blue or dark brown. The second is a pop of color, also known as the accent. You'll sprinkle this color as accessories throughout.

Now that you have your first two colors, pair them with a warm neutral color. These are hues in the white, beige, and light gray tones. Lastly, select a complement for the pop of color. One of the easiest ways is to find it on the color wheel. The hue directly opposite it on the color wheel is the complement. Feeling like the accompanying color is too bold? Add a bit of white or grey to help wash or mute it out. If color is still difficult to master, we're glad to schedule a [Color Consult](#) to help you narrow down color selections for your space.



## Instant Makeover

A fresh coat of paint is a surefire way to get an instant makeover in your space. With a simple color change, your room can look brand new. A paint refresh doesn't have to be limited to the walls though. You can apply it to furniture as well. If you have an old dresser with good bones, but looks a bit worn, paint (and new hardware) can make it look like a newly purchased piece. After a weekend of priming, painting, and drying, you have a whole room makeover instantly.



# PURE Artistry

DVS Owned Since 2016


Bare walls mean a bare room. Without wall art, the room appears as if you're still moving in. Hanging or even painting artwork helps to fill the blank canvas of the space. Plus, it's a great starting point to pull color inspiration from. Here are some typical wall art decor styles to choose from.

- 1 **Picture Gallery**  
Clusters of photos equally spaced and stacked mimic the feel of an art gallery.
- 2 **Geometric Art**  
Geometric shapes are simple, which allow you to play more with colors.
- 4 **Wall Mural**  
Murals are adaptable in shape and vary in size, making it fun and customizable.
- 6 **Abstract Art**  
Abstract art is filled with exciting colors and textures, making room for imagination.
- 7 **Textual Art**  
A picture says a thousand words. Send a clear message with inspirational art.
- 8 **Collage Wall Art**  
Nothing says personalization than a collage wall art full of family mementos.
- 9 **Freestanding Art**  
Freestanding art not only fills up the space, but it adds character and fun conversations.
- 10 **Minimalist Art**  
Less is more. Simple pieces keep the focus on the space while adding a personal touch.
- 12 **3D Wall Art**  
Add dimension and bring your walls to life. It adds volume to an otherwise flat surface.

Wall art is excellent for completing decoration. It's easy to implement, may be low on budget, and can be done in a short amount of time.



1



2



3




8




4




6




9



5




10



11



7



12

# Rugs & Runners

## Selecting the Right Sized Rug

To transform a space instantly, consider adding an area rug. They help to anchor the furniture, making the space feel more intimate. They're also beautiful and can be the source of inspiration for a color palette and personalization. Rugs are a great way to bring all the elements of a space together.

Beyond style, rugs are a source of noise reduction, warmth, comfort, and can even help reduce the affect of allergies. Yet, area rugs can be the

hardest purchase to make. Mostly because they can be a costly purchase and you have to make sure you get the right fit. In order to choose the right sized rug, you should follow a few rules of thumb:

- Take into account the size and shape of your room.
- A rug should anchor a seating arrangement
- Have at least a 1ft border between your rug and the walls
- Should extend 2 ft on each side of a

dining room table.

- Should be placed 2/3 of the way or under the entire bed/sofa
- Allow 2-3 ft on each side of the bed.

The only thing left to do is ensure proper placement. Our [Rug Size Guide](#) will help you decide which arrangement is best suited for your space. Following these few rules of thumb will help you get a perfect fit each and every time.

Kravet Area Rugs

Kravet offers jute rugs in various colors & styles making them versatile for just about any space.

## Run & Tell That

► Quick fact check about runners. Did you know that you could use a runner in place of an area rug? They're not just for the hallways of your home. Runners can be used in place of rugs in your bedroom. To save time and money, place a runner along the sides and even the foot of the bed for space saving warmth in your suite.



# Stylin' & Profilin'

## The Rule of 3

When it comes to styling your space it's all in the numbers.

In my design training, I've learned that odd numbers are your friend in creating an evenly balanced space. When accessorizing, place groupings of 3, 5, or 7 (even more) to create a cohesive whole in your design.

These groupings can be made up of anything you choose. Books are my favorite because they are stackable, making

it easy to add width and height. Other decor favorites are picture frames, plants, vases, and figurines. Anything that allows you to mix and match for maximum customization. Contrast vases and florals. Add small personal items. Incorporate mirrors to visually show more space. And remember to layer, layer, layer.

For an additional level of contrast, mix vintage items with new ones. This gives the space a personalized touch.

## Stack It Up

► Start with the previous selected color palette. This will serve as a base for selecting your accessories that align with your style. Along with layering, mix in contrasting colors and textures. A tall figurine, mid height greenery, and low frame creates a triangle. Wood against ceramic and a textile for texture. A basket with small knick knacks stacked inside help to fill voids and add more layers. Have more space to fill? Simply mirror and repeat your groupings in other areas. It's as easy as 1, 2, 3.



# Curtain Call

Let the sunshine in,  
or not. Maximize  
energy savings.

Block out light and  
keep out sound.

► Take down the sheets and push pins. It's time to hang curtains in style. Sure, you could take the minimalist approach and let the light shine in. However, curtains and drapes add the finishing touch to completing the look of a space. Aside from wall art, it's the next best thing you could use to fill up an empty wall or window. Not to mention it has added benefits.

Drapery Rods  
Drapery rods must be aligned when installed.  
Consider hiring a drapery consultant for optimal results.



Custom Drapery  
Custom drapery is an ideal purchase as you can  
select fabric that reflects your sense of style.



## Curtains vs. Drapes

Curtains and drapes are often used interchangeably, yet the two actually differ. Curtains are used primarily for casual spaces. They're often made of lighter fabrics, like sheer and translucent material, and are typically cheaper to purchase. This means they may wear much easier. Drapes are made of heavier material, like velvet and linen. They are often lined with a backing to block out light and sound. Drapes are also long enough to reach from the ceiling puddling down to the floor. They are designed for more formal spaces for longer wear and typically have pleasts. Curtains or drapes. Stationary or mobile. Whatever your preference, our local work rooms can custom make window treatments to cater to your every need.

# FINISHING Touches

December 2019 - Issue 1 - Vol. 1

Our mission is to keep you at our core, while providing  
quality design you can access at your leisure.

[www.designwithveronica.com](http://www.designwithveronica.com)

Interior design services in-person and online in the US.  
469.759.3829 [veronica@designwithveronica.com](mailto:veronica@designwithveronica.com)